

# **SPORTS PERFORMANCE AND SCHEDULING PORTAL**

## **SYNOPSIS**

The **SPORTS PERFORMANCE AND SCHEDULING PORTAL** is a secure and automated web-based application developed using **HTML, CSS, JavaScript, PHP, and Microsoft SQL Server**, ensuring a responsive design that works seamlessly across all devices. This system is designed to efficiently manage and monitor sports activities within an institution, eliminating the inefficiencies of manual tracking and ensuring accurate, real-time monitoring of athlete participation and performance.

The application provides an **intuitive user interface** that allows coaches, event organizers, and administrators to create, manage, and approve sports events without requiring technical expertise. It supports real-time tracking of athlete check-ins/check-outs, automated notifications, and a structured data management system to ensure secure storage and retrieval of participation records.

Built with **robust security features**, the system ensures data integrity and access control, safeguarding sensitive athlete and event information. By reducing paperwork, improving event coordination, and streamlining administrative approvals, **THE SPORTS PERFORMANCE AND SCHEDULING PORTAL** enhances operational efficiency, making sports management more organized, secure, and accessible for all users.

# 1. INTRODUCTION

## 1.1 ORGANIZATION PROFILE:

The **SPORTS PERFORMANCE AND SCHEDULING PORTAL** is a secure and automated solution designed to efficiently manage and monitor sports activities within an organization or institution. Developed using PHP with XAMPP, this system ensures a structured approval and tracking process involving athletes, coaches, and administrators, enhancing security and operational efficiency.

The primary objective of this project is to establish a digital platform where coaches and event organizers can create and manage sports events, administrators can approve or oversee them, and athletes can register and check in/out of events. This automated approach reduces paperwork, enhances security, and provides real-time tracking of athlete participation and performance.

### **Project Workflow:**

Admin → Add/View HOD, Faculty, Players, Approve/Add Volunteers, Add/View Timetable, Add/View Results, Add/View Sports Equipment

HOD → Add/View Faculty, Approve & View Players, View Volunteers, View Department Timetable & Match Results

Faculty → Approve & View Volunteers, Players, View Timetable & Match Results

Student → Apply for Sports & Volunteer Roles, View Application Status, Timetable & Results

### **Key Features of the System:**

- **Sports Event Management** – Enables organizers to create and manage sports events, while players can register and track their participation.
- **Role-Based User Access** – Separate logins and permissions for administrators, HODs, faculty, and students.
- **Approval Workflow** – Secure approval of player registrations, volunteer requests, and event schedules by authorized personnel.

- **Real-Time Tracking** – Live updates on athlete participation, match schedules, and event attendance.
- **Performance & Results Management** – Tracks match results and player performance, ensuring accurate record-keeping.
- **Equipment Management** – Allows administrators to manage and track sports equipment inventory.
- **Audit Logs** – Maintains records of check-ins, check-outs, and match history for transparency.
- **User-Friendly Interface** – Intuitive navigation for all user roles, ensuring easy access to information.

With its flexibility and scalability, the **SPORTS PERFORMANCE AND SCHEDULING PORTAL** is designed to adapt to the unique requirements of educational institutions and sports organizations. By integrating digital record-keeping, performance tracking, and real-time monitoring, this system enhances efficiency, security, and transparency in sports event management.

This project represents a significant advancement in sports management technology, ensuring that athlete participation is securely monitored while minimizing administrative workload.

## 1.2 SYSTEM SPECIFICATION:

A system requirement specification(SRS) also known as a software requirement specification is a document or set of documentation that describes the features and behavior of a system or software application

### 1.2.1. HARDWARE CONFIGURATION:

System	: Intel i5 5 <sup>th</sup> Gen.
Hard Disk	: 500 GB.
Monitor	:18” inch LED.
Mouse	: Logitech.
Ram	: 4 GB.
Keyboard	: Logitech 108 Keys

### 1.2.2 SOFTWARE SPECIFICATION:

Operating System	: Windows 11 Pro
Front End	: PHP 8.4.2
Back End	: MySQL 8.0

#### 1.2.2.1 FEATURES FOR PROGRAMMING TOOLS:

##### PHP 8.4.2:

In the ever-evolving realm of web development, PHP (Hypertext Preprocessor) continues to be a powerful and efficient server-side scripting language, providing seamless integration with **HTML** to create dynamic and interactive web pages. **PHP 8.4.2** introduces enhanced performance and modern features, making it an ideal choice for building robust web applications. Its compatibility with modern web standards ensures developers can deliver responsive, adaptive, and secure user experiences.

One of the key strengths of PHP lies in its ability to process real-time data and interact with databases efficiently. The scripting capabilities in **PHP 8.4.2** empower developers to dynamically update and display web content by connecting directly to **MySQL** databases. This feature ensures that the user interface remains fluid and up-to-date, offering a seamless experience.

### **Form Handling and Data Security:**

**PHP 8.4.2** offers advanced features for handling form submissions and validating user input. These capabilities ensure the security and integrity of user data, safeguarding sensitive information against threats. This version enhances secure encryption mechanisms, making it reliable for projects that involve data handling and privacy compliance.

### **Versatility and User-Centric Design:**

**PHP 8.4.2** adapts effortlessly to varying user demands, enabling the creation of user-friendly and intuitive interfaces. Its ability to respond dynamically to user actions enhances the engagement level, providing a versatile platform for web application development. This version continues to streamline the process of developing responsive and interactive designs for diverse devices.

### **Efficient Database Interactions:**

**PHP 8.4.2** integrates seamlessly with **MySQL 8.0**, providing robust tools to manage database interactions efficiently. Whether handling complex queries or ensuring smooth data transactions, this synergy ensures that developers can create dynamic and user-centric web applications with minimal effort.

### **MySQL 8.0:**

**MySQL 8.0** is a powerful and widely used relational database management system (RDBMS), offering advanced features that align perfectly with modern web development needs. **MySQL** serves as the backbone for managing, storing, and retrieving data efficiently for any web application.

### **SQL Server Tables:**

**MySQL 8.0** organizes data into structured tables, allowing efficient grouping and management of related information. It enables developers to create, update, and extract information effortlessly, ensuring that the data flow remains streamlined and reliable.

## **Primary and Foreign Keys:**

**MySQL 8.0** supports advanced primary and foreign key constraints to maintain data consistency across multiple tables. Primary keys uniquely identify records in a table, while foreign keys establish relationships between tables, ensuring referential integrity.

## **Relational Database and Data Consistency:**

As a relational database, **MySQL 8.0** enables the linking of multiple tables, providing a cohesive way to manage complex datasets. It ensures that relationships between tables remain intact, making it a robust choice for applications requiring structured data management.

## **Advanced Features of MYSQL 8.0:**

1. **Data Abstraction** : Offers physical, conceptual, and view-level abstraction to simplify data handling.
2. **Enhanced Security** : Implements advanced encryption and authentication mechanisms for secure database access.
3. **Performance Optimization** : Features tools like query caching and indexing to improve the speed of data retrieval.
4. **Portability** : Supports multiple operating systems, allowing seamless migration across platforms.

## **Advantages of MYSQL 8.0:**

- Reduces data redundancy and inconsistency.
- Allows efficient data sharing and collaboration.
- Ensures high levels of data security and integrity.
- Provides tools for scaling database operations.
- Offers support for advanced transactions and fault tolerance.

## **Disadvantages of DBMS:**

While **MySQL 8.0** offers significant benefits, its reliance on centralization requires robust backup mechanisms to prevent data loss during failures. Additionally, its extensive features may demand more advanced hardware configurations, increasing operational costs.

## **Features of MYSQL 8.0 In Your Project:**

For your project, **MySQL 8.0** serves as the foundation for creating a highly scalable and secure database environment. Its compatibility with **PHP 8.4.2** ensures smooth integration, enabling dynamic content management and seamless data processing. The advanced features like query optimization, encryption, and support for relational data structures make it a critical tool for developing efficient and secure web applications.

## **2. SYSTEM STUDY**

### **2.1 EXISTING SYSTEM:**

The current **SPORTS PERFORMANCE AND SCHEDULING PORTAL** in institutions primarily depends on manual processes, making it inefficient, time-consuming, and prone to errors. The lack of a centralized digital platform results in miscommunication between sports organizers, staff, and students, leading to scheduling conflicts, delays in match approvals, and difficulty in tracking player participation.

#### **2.1.1 DRAWBACKS OF THE EXISTING SYSTEM:**

##### **1. Manual Process:**

- The current **SPORTS PERFORMANCE AND SCHEDULING PORTAL** relies on physical registers or paper-based approvals, increasing administrative workload and errors.
- Players have to manually register for events, and staff must verify and approve participation, causing delays and inefficiencies.

##### **2. Lack of Integration:**

- There is no centralized system connecting players, coaches, faculty, and administrators for seamless tracking of sports participation.
- No automated notifications or alerts inform users about approval status or event updates.

##### **3. Limited Accessibility:**

- Players must visit the administrative office to register for sports events, causing inconvenience and time delays.
- Staff and administrators lack real-time access to check registrations, attendance, and match results efficiently.

#### **4. Inefficient Communication:**

- Coaches and players rely on verbal communication or written logs, leading to miscommunication and missing records.
- No automated tracking of event schedules, participation, or match results, causing confusion and inefficiencies.

#### **5. Manual Reporting:**

- No digital records for player participation, making it difficult to track historical performance data.
- Administrators have to manually check logs to verify participation in past events, leading to delays and inaccuracies.

#### **6. Limited Scalability:**

- The manual system is not scalable for handling a large number of sports events and participants
- As participation increases, the approval and tracking process becomes more complex and unmanageable.

#### **7. Security Risks:**

- Unauthorized participation is possible due to a lack of verification mechanisms.
- Manual records are vulnerable to tampering or loss, leading to security concerns in sports management.

## 2.2 PROPOSED SYSTEM:

### 1. User-Friendly Login & Role-Based Access:

The system will have three primary user roles, each with specific access privileges and responsibilities:

- **Admin/Event Manager:**
  - **Responsibilities:** Manages all events within the system, reviews and approves/rejects participant registration requests, tracks participant data, and monitors the overall event.
  - **Key Features:**
    - Create and manage events.
    - Approve or reject participant registration requests.
    - Track participants' movement and status throughout the event.
    - Generate reports on participants and event statistics.
- **Security Personnel:**
  - **Responsibilities:** Verifies participant passes, logs check-in and check-out times, and ensures the safety of the participants during the event.
- **Participant:**
  - **Responsibilities:** Registers for events, tracks the status of their requests, and views their check-in/out times.

### 2. Seamless Digital Registration & Approval:

The registration process is entirely digital and ensures a seamless experience for participants:

- **Participants** submit digital requests for event participation through the system.
- **Event Managers** review all registration requests and approve or reject them in real time.
- Upon approval, **participants** instantly receive access to their digital pass, which can be verified by security personnel at the event.

### 3. Status Updates:

- **Participants** receive real-time notifications about their registration status (approved/rejected) once the event manager processes their request.

- **Security Personnel** are automatically alerted when a participant's pass is approved, enabling them to quickly verify the participant's identity at the event entrance.
- **Admins** are able to monitor the status of all participants, ensuring they are aware of who has been approved and who has attended the event.

### **2.2.1 FEATURES OF THE PROPOSED SYSTEM:**

- Flexible
- Can log on from any where
- Convenient
- Transaction of funds is easier and take less time
- Cuts payroll cost.
- Extends to new markets.

### 3. SYSTEM DESIGN AND DEVELOPMENT

#### 3.1 FILE DESIGN:

File design is a critical aspect of the system architecture as it determines how data is structured, stored, accessed, and managed. In the context of the **SPORTS PERFORMANCE AND SCHEDULING PORTAL**, file design ensures efficient record-keeping for various elements, such as event details, participant registration, approvals, check-in/check-out times, and results. This structure helps provide seamless user experiences and ensures that data is organized, secure, and easily accessible by different users, including participants, security personnel, event managers, and administrators.

The file design supports the following goals:

- **Efficient Data Access** : Ensures quick retrieval and update of event and participant details.
- **Data Integrity and Security** : Guarantees that only authorized users can access sensitive data, and the data is consistent and accurate.
- **Ease of Use** : Makes sure the system is user-friendly, with easy access to event schedules, results, and participant data.

#### User-Friendly Interfaces:

- **Participants:**
  - Participants can easily register for events, view the event schedules, and track their participation status.
  - They can access their registration status and results via their user profile, making it easy for them to stay updated.
- **Security Personnel:**
  - Security personnel can verify participant passes, record check-in/check-out times, and monitor the status of approved participants.
  - The interface will display real-time data on approved participants, helping them verify entry and exit quickly.

- **Event Managers/Staff:**
  - Event Managers and staff have a dashboard where they can manage events, approve or reject participant requests, and input results after the event.
  - They can also track participant check-ins and check-outs, ensuring everything is properly logged.

### **3.2 INPUT DESIGN:**

Input design focuses on how administrators, event managers, security personnel, and participants interact with the **SPORTS PERFORMANCE AND SCHEDULING PORTAL** to input and manage event-related data. A well-designed input process ensures that data is accurately entered, easy to validate, and user-friendly. This ensures seamless registration, approvals, and tracking, ultimately providing the right data to the right people at the right time.

The system uses intuitive forms, user-friendly interfaces, and integrity controls to ensure high-quality data entry, preventing errors and maintaining the integrity of event and participant information.

#### **Input Devices:**

##### **Participants (Students/Users):**

- **Input Devices:** Participants will use standard input devices like **keyboards, mice, or touchscreens** to register for events, update personal details, and view their event participation status.
- **Process:** Participants input their personal information and select the events they wish to register for. They will also receive event schedules and results through their user interface, but they won't directly modify event data.

##### **Event Managers/Staff:**

- **Input Devices:** Event managers and staff members will use **keyboards and desktop or mobile devices** (such as smartphones or tablets) to approve or reject participant registration requests, log results, and manage event schedules.

- **Process:** Staff will manage all event data, including approving participant requests, tracking participant attendance, and entering event results. They will also be able to update or modify event schedules if necessary.

#### **Administrators:**

- **Input Devices:** Administrators will primarily use **desktop or mobile devices** (keyboard, mouse, or touchscreen) to manage event schedules, oversee staff and security personnel, and generate reports.
- **Process:** Admins will be responsible for data entry related to event creation, participant monitoring, and generating performance reports. They will also have access to input logs of all activities within the system.

### **3.3 OUTPUT DESIGN:**

Output design is a crucial aspect of the **SPORTS PERFORMANCE AND SCHEDULING PORTAL**, as it focuses on presenting processed data in a clear and organized manner for decision-making, tracking, and participant engagement. The design ensures that event managers, staff, and participants receive real-time updates and comprehensive reports, allowing for effective monitoring and decision-making during and after events.

#### **Types of Output:**

##### **On-Screen Dashboards:**

- **For Real-Time Event Tracking:** Event managers and administrators will have access to **real-time dashboards** displaying important event data, such as participant check-ins, results, event status, and performance metrics.
- **For Staff:** Security personnel and staff will be able to monitor the status of participants during the event, including approved passes, check-in/check-out times, and movement logs.
- **For Participants:** A simplified version of the dashboard will allow participants to view the status of their registrations, upcoming events, and event results once the event is completed.

### **Printable Reports:**

- **Admin and Staff Access:** Administrators and event managers will be able to generate **printable reports** containing detailed information about event participation history, results, attendance logs, and other critical data.
- **Event History:** Reports can be used to review past events, track participant progress, and analyze event performance, which will help in future event planning and decision-making.
- **Custom Reports:** Admins can customize reports based on specific parameters, such as event type, participant performance, or security logs.

### **3.4 DATABASE DESIGN:**

Database design plays a critical role in securely storing and organizing event-related records in the **SPORTS PERFORMANCE AND SCHEDULING PORTAL**. These records include participant registrations, staff approvals, event details, and results. A well-designed database ensures data integrity, security, and quick access to information. To manage all event-related data efficiently, the system utilizes a **relational database model**, where data is stored in related tables.

The database will be structured in such a way that different types of data, such as participant information, event details, and staff roles, are organized into easily accessible tables. Relationships between tables will allow for efficient data retrieval and reporting, which is crucial for the smooth functioning of the system.

#### **Relational Model:**

The system's database is based on a **relational model**, which structures data in tables and defines relationships between them. These relationships allow for efficient data retrieval and management. The main tables in the system will include:

Faculty → (name, emp\_id, department, class)

Player → (name, roll\_num, department, class, games)

Timetable → (date, time, game, gender, first\_team, second\_team, round type)

### **Logical Design:**

- The system organizes event data into structured tables for efficient access and management.
- SQL queries are used for data retrieval, validation, and reporting.

### **Goal of DBMS:**

- Centralized and secure storage for all sports-related data.
- Optimized retrieval and search features for administrators and staff.

### **3.5 SYSTEM DEVELOPMENT:**

The **SPORTS PERFORMANCE AND SCHEDULING PORTAL** is a web-based platform designed to automate the process of event tracking, approval, and result management for sports events. The system provides seamless interaction between participants (students), event managers (staff), and administrators, ensuring that event registration, participation, and performance tracking are handled efficiently.

#### **Key Development Features:**

##### **1. Automated Event Registration:**

- Participants (students) can **digitally register** for sports events without the need for manual paperwork. The system allows students to select events they wish to participate in, streamlining the process and reducing administrative overhead.

##### **2. Approval Dashboard:**

- Staff members (event managers) have access to an **approval dashboard** that shows real-time notifications for student participation requests. This feature ensures that the approval process is efficient, and staff can quickly approve or reject requests.

##### **3. Event Scheduling & Management:**

- Administrators and staff can **manage event schedules**, track participant registrations, update event results, and monitor event progress. The system provides a centralized platform for organizing and managing events in real time.

#### 4. **Secure Data Management:**

- The system ensures that all event-related data, including student registrations, participation logs, and event results, are **stored securely**. The data is encrypted, ensuring confidentiality, and is backed up to prevent data loss. The secure storage also facilitates future auditing and compliance.

#### 3.5.1 DESCRIPTION OF THE MODULES:

The **SPORTS PERFORMANCE AND SCHEDULING PORTAL** consists of several key modules, each designed to handle specific tasks and provide functionality for different user roles. The following are the key modules of the system:

##### **Administrative Module:**

- **Primary Functions:**

- **Manage Staff:** Administrators can add, update, or remove staff members involved in event management.
- **Event-Related Data:** Administrators can manage event details, such as event schedules, locations, and results.
- **View Student Details:** Administrators have access to detailed student records, including registration status, event participation, and performance.
- **Event Reports:** Administrators can generate reports that summarize event performance, attendance, and results, making it easier to track trends over time.
- **Oversee Approvals:** Administrators can monitor the status of all event participation approvals and intervene if needed.

##### **Staff Module:**

- **Primary Functions:**

- **Approve Participation:** Staff can approve or reject student participation requests for events, ensuring only authorized students are allowed to compete.
- **Manage Event Schedules:** Staff can create and modify event schedules, ensuring that all events are well-organized and do not conflict with each other.

- **Track Event Progress:** During events, staff can track real-time progress, monitor participant performance, and update results as the event unfolds. This ensures the system reflects the current status of events.
- **Update Results:** After the event, staff members can enter participant results into the system, including rankings, times, and scores.

### **Student Module:**

- **Primary Functions:**

- **Register for Events:** Students can browse available sports events and register for those they wish to participate in. Registration is done through a user-friendly interface.
- **Track Participation:** Once registered, students can track the status of their participation (approved, pending, or rejected). This keeps participants informed about their event status.
- **View Event Schedules:** Students can view upcoming event schedules to plan their participation.
- **Access Results:** After an event, students can log in to view their results, including their rankings, times, or scores.
- **Overall Event Performance Records:** Students can access a history of their performance across different events, allowing them to track their progress over time.

### **Security & Authorization Module:**

- **Primary Functions:**

- **Role-Based Access:** The system is designed to provide **role-based access** to different users (students, staff, administrators). Each role has specific privileges, ensuring that users only have access to the information and functionality they are authorized to use.

- **Secure Student Registration & Approvals:** The system ensures that all registration processes are secure, and only authorized staff members can approve or reject participation requests.
- **Audit Logs:** The system maintains detailed **audit logs** that track all activities within the system, including registration updates, event changes, and result submissions. These logs provide an additional layer of security and transparency.
- **Data Encryption & Security:** All sensitive data, including student information and event results, are encrypted to ensure that unauthorized users cannot access or modify the data.

## 4. TESTING AND IMPLEMENTATION

Testing ensures the system operates as intended and meets the requirements. It is the process of executing the program to identify and correct errors systematically. A good testing process ensures high accuracy, reliability, and performance in minimal time. Below is the structured approach for testing:

### 4.1 TESTING APPROACH:

Two key components are tested:

#### 1. Software Configuration Testing:

- Includes testing against the requirements specification, design specification, and source code.

#### 2. Test Plan Execution:

- Utilizes a test plan, testing tools, and test cases with expected results.

### 4.2 TESTING TECHNIQUES:

Testing ensures that the Event Tracking System functions correctly and meets all specified user requirements. It plays a crucial role in improving the quality, reliability, and security of the system. The main goal is to identify and fix errors, ensuring the system operates as intended.

#### Types of Testing Conducted:

- **Unit Testing:** Testing individual modules.
- **Integration Testing:** Verifying multiple modules work together.
- **Validation Testing:** Ensuring business logic functions correctly.
- **Acceptance Testing:** Final approval by users before deployment

#### Types of Testing Conducted:

### **Unit Testing:**

- **Purpose:** To test individual modules or components of the system.
- **Process:** Each module, such as user login, event registration, approval process, and result tracking, was tested in isolation to ensure that it performs its function correctly without affecting other parts of the system.

### **Integration Testing:**

- **Purpose:** To verify that different modules work together as expected.
- **Process:** After unit testing, the system modules were integrated, and interactions between them were tested to ensure smooth data flow and correct functionality across different parts of the system (e.g., event registration, tracking, and result updates).

### **Validation Testing:**

- **Purpose:** To ensure that the system meets business logic and user requirements.
- **Process:** The system was tested to ensure that it met all specified requirements for event registration, approval workflows, result tracking, and user notifications. This phase also validated the business rules (e.g., ensuring that only approved students can participate in events).

### **Acceptance Testing:**

- **Purpose:** To obtain final approval from end-users before deployment.
- **Process:** The system was tested in a real-world environment by a group of end-users (students, staff, administrators) who evaluated the system's performance, usability, and functionality.

## **4.3 IMPLEMENTATION:**

To build the Event Tracking System, the following development environment was set up:

- Installed XAMPP on the development machine to create a local server environment.
- Configured Apache & MySQL included in XAMPP to host the system and manage the database.
- Set up an IDE such as Visual Studio Code for writing and managing the code efficiently.

## **Database Implementation**

Designed the database schema based on the system's functional requirements.

- Student event registrations (ID, student details, event ID, status).
- Staff approvals (Staff ID, event ID, approval status).
- Event logs (Event ID, student participation, timestamps).

**TEST CASE:**

<b>CASENO</b>	<b>TEST CASE DESCRIPTION</b>	<b>EXPECTED RESULT</b>	<b>STATUS</b>
<b>1</b>	Admin can access portal through valid Id and Password	Portal successfully accessed by valid Id and password	PASS
<b>2</b>	Admin can access portal through invalid Id and Password	System prompts error message and prevents accessing the portal	PASS
<b>3</b>	Register a participant with valid data	Participant is successfully registered	PASS
<b>4</b>	Register a participant with missing/invalid data	System prompts error message and prevents Registration	PASS
<b>5</b>	Admin can create an event with valid data	Event is successfully created and visible in the system	PASS
<b>6</b>	Admin attempts to create an event with missing/invalid data	System prevents event creation and shows an error message	PASS
<b>7</b>	Athlete checks into an event with valid credentials	Athlete check-in is recorded successfully	PASS
<b>8</b>	Athlete tries to check in without valid registration	System denies check-in and displays an error message	PASS
<b>9</b>	Unauthorized user attempts to check in participants	System denies access and displays an error message	PASS
<b>10</b>	Admin updates event details before event start	Event details are successfully updated	PASS
<b>11</b>	Admin attempts to update event details after event has started	System denies update and displays an error	PASS
<b>12</b>	Athlete views registered events	List of registered events is displayed correctly	PASS
<b>13</b>	Notification is sent when an event is about to start	Participants receive timely notification	PASS
<b>14</b>	Stress test: Multiple users accessing event details simultaneously	System remains functional with minimal delay	PASS

## 5. CONCLUSION FUTURE ENHANCEMENTS

### 5.1 CONCLUSION:

The **SPORTS PERFORMANCE AND SCHEDULING PORTAL** significantly enhances the efficiency, security, and convenience of managing sports events within educational institutions. By digitizing the processes of event registrations, approvals, and participant tracking, the system streamlines operations, reduces administrative burdens, and ensures more effective management of sports events.

### 5.2 FUTURE ENHANCEMENT:

The system's **scalable architecture** ensures its adaptability for events of varying sizes, from small departmental competitions to large-scale tournaments. This flexibility makes it suitable for a wide range of sports events, catering to the dynamic needs of institutions.

Future **enhancements**, such as the integration of **biometric verification** for participant identification and tracking, promise to further improve security, ensuring that only authorized individuals can register and participate in events. These upgrades will continue to build upon the system's core strengths of security and reliability.

By eliminating **manual paperwork and delays**, this system enhances accountability and streamlines event management. Moving forward, **continuous evaluation and feature upgrades** will ensure that the system adapts to evolving institutional needs, reinforcing secure and efficient event tracking.

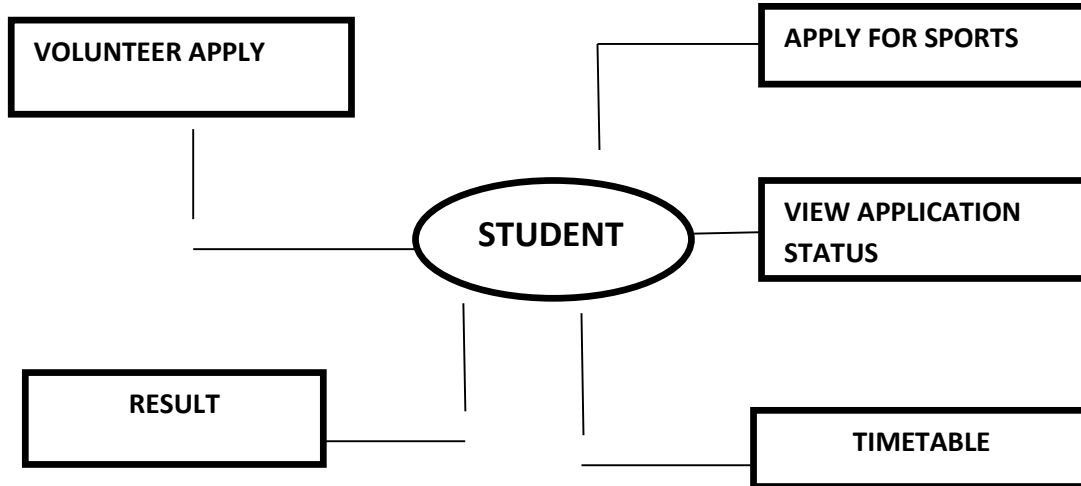
## 6. BIBLIOGRAPHY

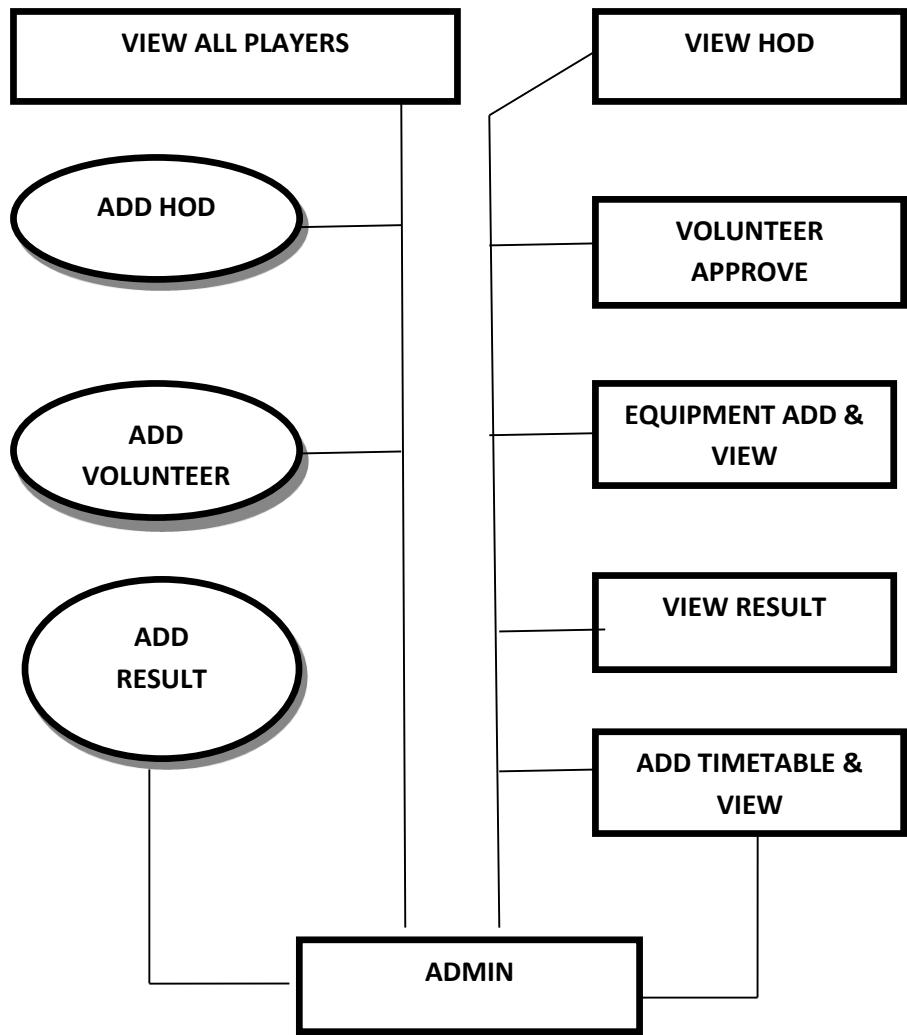
### WEBSITE URL REFERENCES

- <https://www.w3schools.com/>
- <https://www.phptutorial.net/>

# APPENDICES

## A. DATA FLOW DIAGRAM





## B. TABLE STRUCTURE

### 1. Table Name: Faculty

FIELD NAME	DATA TYPE	SIZE	CONSTRAINTS	DESCRIPTION
Name	Varchar2	20	Not Null	Name
Emp_Id	Varchar2	20	Not Null	Emp Id
Deptament	Varchar2	20	Not Null	Department
Class	Varchar2	20	Not Null	Class

### 2. Table Name: Player

FIELD NAME	DATA TYPE	SIZE	CONSTRAINTS	DESCRIPTION
Name	Varchar2	20	Not Null	Name
Roll_Num	Varchar2	20	Not Null	Emp Id
Deptament	Varchar2	20	Not Null	Department
Class	Varchar2	20	Not Null	Class
Sporrts	Varchar2	50	Not Null	Sports

### 3. Table Name: Timetable

FIELD NAME	DATA TYPE	SIZE	CONSTRAINTS	DESCRIPTION
Name	Varchar2	20	Not Null	Name
Roll_Num	Varchar2	20	Not Null	Emp Id
Deptament	Varchar2	20	Not Null	Department
Class	Varchar2	20	Not Null	Class
Sporrts	Varchar2	50	Not Null	Sports

## C.SAMPLE CODING

### SPORTS TRACKING LOGIN:

```
<!DOCTYPE html>

<html lang="en">

<head>

  <meta charset="UTF-8">

  <meta name="viewport" content="width=device-width, initial-scale=1.0">

  <title>College Sports Event</title>

  <link rel="stylesheet" href="https://cdnjs.cloudflare.com/ajax/libs/font-
awesome/6.5.1/css/all.min.css">

  <link rel="stylesheet"
href="https://cdnjs.cloudflare.com/ajax/libs/bootstrap/5.3.0/css/bootstrap.min.css">

  <style>

    body {

      font-family: 'Arial', sans-serif;

    }

    .navbar {

      background: linear-gradient(to right, silver,black);

    }

    .carousel-item img {

      width: 100%;

      height: 500px;
```

```
    object-fit: cover;
}

.footer {
    background: #333;
    color: white;
    display: flex;
    flex-direction: row;
    justify-content: space-around;
    padding: 20px;
}

@media (min-width:521px) and (max-width:1200px) {
    .carousel-item img {
        width: 100%;
        height: 300px;
        object-fit: cover;
    }
}

@media (max-width:520px) {
    .carousel-item img {
        width: 100%;
        height: 200px;
        object-fit: cover;
    }
}
```

```

    }

</style>

</head>

<!-- Header with Navigation Bar -->

<body>

    <nav class="navbar navbar-expand-lg navbar-dark">

        <div class="container">

            <a class="navbar-brand" href="#">SPORTS EVENT</a>

            <button class="navbar-toggler" type="button" data-bs-toggle="collapse" data-bs-
target="#navbarNav">

                <span class="navbar-toggler-icon"></span>

            </button>

            <div class="collapse navbar-collapse" id="navbarNav">

                <ul class="navbar-nav ms-auto">

                    <li class="nav-item"><a class="nav-link" href="#">Home</a></li>

                    <li class="nav-item dropdown">

                        <a class="nav-link dropdown-toggle" href="#" id="eventsDropdown"
role="button" data-bs-toggle="dropdown">

                            LOGIN

                        </a>

                        <ul class="dropdown-menu">

                            <li><a class="dropdown-item" href="/admin_login.php">ADMIN</a></li>

                            <li><a class="dropdown-item" href="/hod_login.php">HOD</a></li>

```

```

        <li><a class="dropdown-item"
href="/faculty_login.php">FACULTY</a></li>

        <li><a class="dropdown-item"
href="/student_login.php">STUDENT</a></li>

    </ul>

</li>

    <li class="nav-item"><a class="nav-link"
href="/student_reg.php">REGISTER</a></li>

    <li class="nav-item"><a class="nav-link" href="/contactus.html">About
US</a></li>

</ul>

</div>

</div>

</nav>

<div id="eventCarousel" class="carousel slide" data-bs-ride="carousel" data-bs-
interval="3000">

    <div class="carousel-indicators">

        <button type="button" data-bs-target="#eventCarousel" data-bs-slide-to="0"
class="active"></button>

        <button type="button" data-bs-target="#eventCarousel" data-bs-slide-to="1"></button>

        <button type="button" data-bs-target="#eventCarousel" data-bs-slide-to="2"></button>

    </div>

    <div class="carousel-inner">

        <div class="carousel-item active">

```

```

```

```
<div class="carousel-caption d-none d-md-block">
```

```
<h3>Welcome to the Annual Sports Event</h3>
```

```
<p>Join us for an exciting and fun-filled day of sports!</p>
```

```
</div></hgroup>
```

```
<h2></h2>
```

```
</hgroup>
```

```
</div>
```

```
<div class="carousel-item">
```

```

```

```
<div class="carousel-caption d-none d-md-block">
```

```
<h3>Team Spirit & Competitions</h3>
```

```
<p>Feel the adrenaline as teams compete for glory!</p>
```

```
</div>
```

```
</div>
```

```
<div class="carousel-item">
```

```

```

```
<div class="carousel-caption d-none d-md-block">
```

```
<h3>Cheer for Your Favorite Team</h3>
```

```
<p>Be part of the crowd and support your team!</p>
```

```
</div>
```

```

    </div>

</div>

<button class="carousel-control-prev" type="button" data-bs-target="#eventCarousel"
data-bs-slide="prev">

    <span class="carousel-control-prev-icon"></span>

</button>

<button class="carousel-control-next" type="button" data-bs-target="#eventCarousel"
data-bs-slide="next">

    <span class="carousel-control-next-icon"></span>

</button>

</div>

<!-- Events Section -->

<section id="events" class="events-section">

    <div class="container">

        <h2 class="text-center mb-4">Upcoming Events</h2>

        <div class="row">

            <div class="col-md-4">

                <div class="card" style="height: 400px;width:300px">

                    <div class="card-body">

                        <h5 class="card-title">Football Match</h5>

```

```
<p class="card-text">Date: March 2, 2025<br>Venue: College Football  
Ground<br>Join us for an exciting football match featuring top teams from different  
departments.</p>
```

```
</div>
```

```
</div>
```

```
</div>
```

```
<div class="col-md-4">
```

```
<div class="card" style="height: 400px;width:300px">
```

```

```

```
<div class="card-body">
```

```
<h5 class="card-title">Basketball Tournament</h5>
```

```
<p class="card-text">Date: March 3, 2025<br>Venue: College Basketball  
Court<br>Teams from all faculties compete in this exciting tournament.</p>
```

```
</div>
```

```
</div>
```

```
</div>
```

```
<div class="col-md-4">
```

```
<div class="card" style="height: 400px;width:300px">
```

```

```

```
<div class="card-body">
```

```
<h5 class="card-title">Kabaddi Match</h5>
```

<p class="card-text">Date: March 5, 2025<br>Venue: Volleyball Stadium<br>Witness thrilling races, relays, and field events with athletes from various disciplines.</p>

</div>

</div>

</div>

</div>

</div>

</section>

<!-- Footer Section -->

<footer class="footer">

<p>&copy; 2024 XYZ College Sports Event. All rights reserved.</p>

</footer>

<!-- Bootstrap JS and dependencies (jQuery, Popper.js) -->

<script src="https://code.jquery.com/jquery-3.5.1.slim.min.js"></script>

<script

src="https://cdn.jsdelivr.net/npm/@popperjs/core@2.5.4/dist/umd/popper.min.js"></script>

<script

src="https://stackpath.bootstrapcdn.com/bootstrap/4.5.2/js/bootstrap.min.js"></script>

<script

src="https://cdnjs.cloudflare.com/ajax/libs/bootstrap/5.3.0/js/bootstrap.bundle.min.js"></script

>

</body>

</html>

## HOME PAGE:

```
</head>
```

```
<header>
```

```
<div class="container-fluid" style="background-color: #008cba;">
```

```
<div class=" row">
```

```
<div class="col-md-3">
```

```
</div>
```

```
<div class="col-md-9">
```

```
<h1 style="padding-top:30px; padding-left:200px; color:orange;">KASC SPORTS</h1>
```

```
</div>
```

```
</div>
```

```
</div>
```

```
</header><div class="cantainer">
```

```
<h3 align="center" style="color: red;"> STUDENT REGISTRATION FORM</h3>
```

```
<form method="post" enctype="multipart/form-data" style="padding:25px;">
```

```
<div class="mb-3">
```

```
<input type="text" class="form-control" placeholder="Rigister Number" name="id" required  
style="box-shadow:blue 1px 1px 2px 2px">
```

```
</div>
```

```
<div class="mb-3 mt-3">
```

```
<input type="text" class="form-control" placeholder="Enter Name" name="nam" required  
style="box-shadow:blue 1px 1px 2px 2px">
```

```
</div>
```

```
<div class="mb-3">

<label class="form-label">DOB</label>

<input type="date" class="form-control" placeholder="Enter DOB" name="age" required
style="box-shadow:blue 1px 1px 2px 2px">

<select id="ho" class="form-select" name="gen" required style="box-shadow:blue 1px 1px
2px 2px">

<option selected disabled value=""> SELECT YOUR GENDER</option>

<option value="male">MALE</option>

<option value="female">FEMALE</option>

</select>

</div>

<input type="email" class="form-control" placeholder="Enter Email Id" name="mail" required
style="box-shadow:blue 1px 1px 2px 2px">

" name="department" required style="box-shadow:blue 1px 1px 2px 2px">

<option selected disabled value=""> Select Department</option>

<option value="CS">CS</option>

<option value="IT">IT & BCA</option>

<option value="BCOM">BCOM</option>

<option value="BBA">BBA</option>


<option value="BCOM CA">BCOM CA</option>

<option value="TAMIL">TAMIL</option>

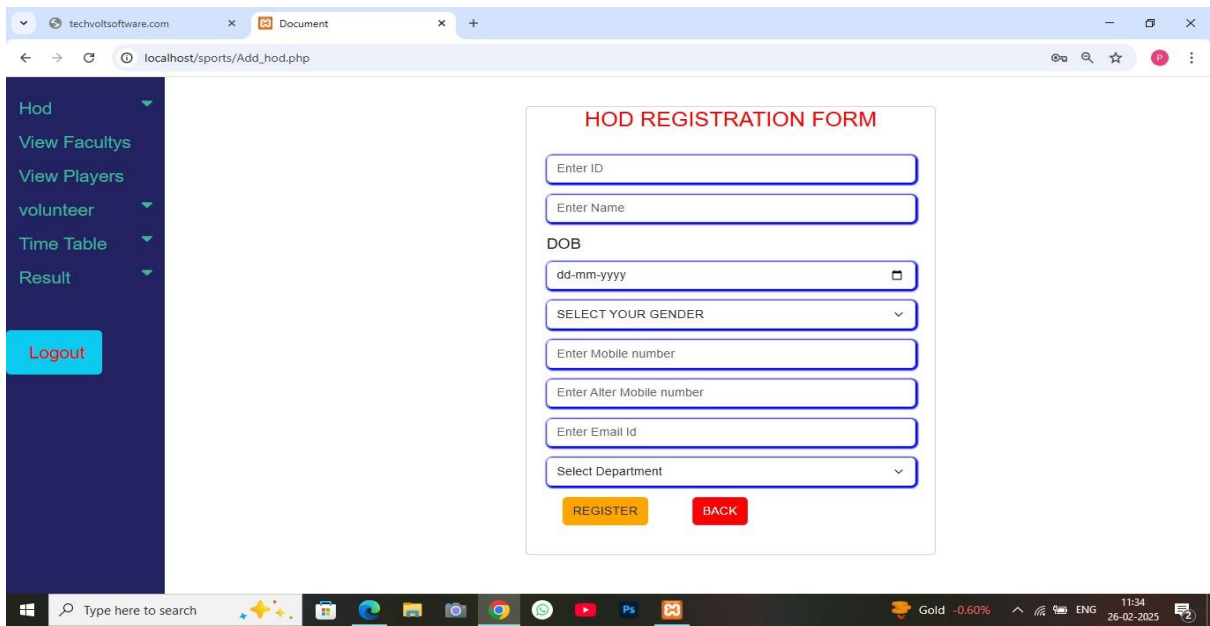
<option value="ENGLISH">ENGLISH</option>
```

## D.SAMPLE INPUT:

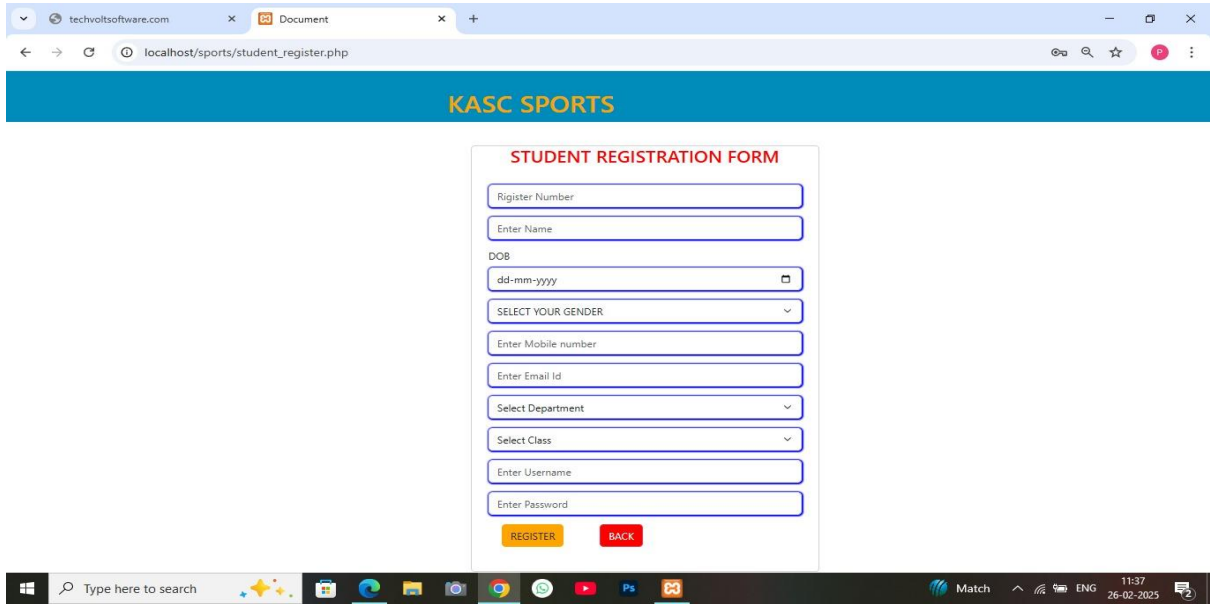
### HOME PAGE:



# HOD REGISTRATION:

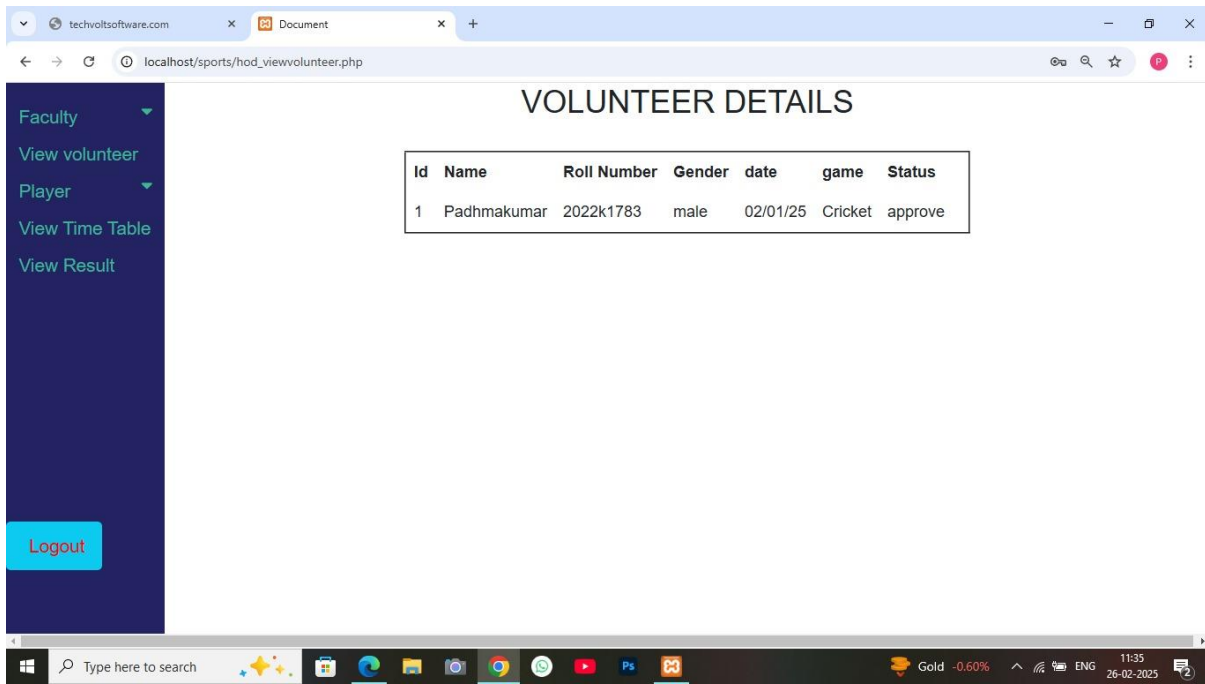


# STUDENT REGISTRATION:



## E. SAMPLE OUTPUT

### FACULTY VIEW VOLUNTEER DETAILS:



The screenshot shows a web browser window with the URL `localhost/sports/hod_viewvolunteer.php`. The page title is "VOLUNTEER DETAILS". On the left, there is a dark blue sidebar with the following menu items: "Faculty" (with a dropdown arrow), "View volunteer", "Player" (with a dropdown arrow), "View Time Table", and "View Result". At the bottom of the sidebar is a red "Logout" button. The main content area contains a table with the following data:

| Id | Name        | Roll Number | Gender | date     | game    | Status  |
|----|-------------|-------------|--------|----------|---------|---------|
| 1  | Padhmakumar | 2022k1783   | male   | 02/01/25 | Cricket | approve |

The Windows taskbar at the bottom shows the search bar, taskbar icons for various applications, and system tray information including "Gold -0.60%", "ENG", and the date "26-02-2025".

## FACULTY VIEW PLATER DETAILS:

The screenshot shows a web browser window with the URL `localhost/sports/hod_viewplayer.php`. The page has a dark blue sidebar on the left with the following menu items: Faculty, View volunteer, Player, View Time Table, and View Result. A red 'Logout' button is located at the bottom of the sidebar. The main content area is titled 'PLAYER DETAILS' and contains a table with the following data:

| Id | Name        | Roll Number | Gender | game       | Status  |
|----|-------------|-------------|--------|------------|---------|
| 1  | Padhmakumar | 2022k1783   | male   | Volleyball | approve |

Below this table, there is a section titled 'REJECT PLAYER DETAILS' with an empty table structure:

| Id | Name | Roll Number | Gender | game | Status |
|----|------|-------------|--------|------|--------|
|----|------|-------------|--------|------|--------|

The browser's taskbar at the bottom shows the Windows logo, a search bar, and several application icons. The system tray on the right displays 'Gold -0.60%', 'ENG', and the date '26-02-2025'.